




**FORD PERFORMANCE
PARTS**

© Copyright Ford-Werke GmbH, 2018

Expert Fitment Required
Montage durch Fachwerkstatt erforderlich
Montaje sólo por el concesionario
Montage par spécialiste nécessaire
E' necessario montaggio in officina specializzata
Especialista em montagem requerido
Montage door vakman nodig
Montage ved professionelt værksted påkævet
Nødvendig med montering fra fagvevkersted
Verkstadsmontage erfordras
Asennus tarpeen merkkijorjaamossa
Montáž ve specializované dílně nutná
A szereléshez szakműhely kell
Könieczny montaż przez warsztat specjalistyczny
Na τοποθέτησι από συνεργείο
Монтаж должен проводиться только в
специализированных мастерских
Montaj tamirhane tarafından yapılmalıdır
Montajul trebuie efectuat de un atelier
de specialitate

Subject to alteration without notice
Technische Änderungen vorbehalten
Reservadas modificaciones técnicas
Sous réserve de modifications techniques
Con riserva di apportare modifiche tecniche
Reservamo-nos o direito a alterações técnicas
Technische wijzigingen voorbehouden
Med forbehold for tekniske ændringer
Tekniske forendringer forbeholdes
Med reservation för tekniska ändringar
Tekniset muutokset pidätetään
Technické zmeny vyhradeny
A változtatások technika jogát fenntartjuk
Zmiany techniczne zastrzeżone
Επιφύλασσόμεθα για αλλαγές
Производитель оставляет за собой право
вносить в конструкцию технические изменения
Teknik değişiklik hakkı mahfuzdur
Ne rezervăm dreptul la modificări tehnice

EN	INSTALLATION INSTRUCTION CARBON STRUT TOWER BRACE
D	EINBAUANLEITUNG DOMSTREBE CARBON
E	INSTRUCCIONES DE MONTAJE CARBONO PUNTAL DE REFUERZO
F	INSTRUCTIONS DE MONTAGE BARRE ANTI-RAPPROCHEMENT CARBONE
I	ISTRUZIONI DI MONTAGGIO BARRA DUOMI CARBONIO
P	INSTRUÇÕES DE MONTAGEM BARRA ESTABILIZADORA MOTOR EM CARBONO
NL	INBOUW-INSTRUCTIE VEERPOOTBEUGEL IN CARBON
DK	MONTERINGSVEJLEDNING TÅRNSTIVER I CARBON
N	MONTERINGSVEILEDNING TÅRNSTIVER I KARBON
S	MONTERINGSANVISNING FJÄDERBENSBRYGGA I KARBON
SF	ASENNUSOHJE KORIN TUKITANKO HIILIKUITU
CZ	NÁVOD K MONTÁŽI VÝZTUHA MOTOROVÉHO PROSTORU Z KARBONU
H	BESZERELÉSI UTASÍTÁSA MEREVÍTŐ RÚD KARBON
PL	INSTRUKCJA MONTAŻU ROZPÓRKA USZTYWNIĄJĄCA CARBON
GR	ΟΔΗΓΙΕΣ ΤΟΠΟΘΕΤΗΣΗΣ ΤΡΑΒΕΡΣΑ ΕΓΚΑΡΣΙΑΣ ΣΤΗΡΙΞΗΣ ΑΠΟ ΑΝΘΡΑΚΑ
TR	MONTAJ TALİMATLARI KULE GERGİSİ KARBON
RUS	ИНСТРУКЦИЯ ПО МОНТАЖУ РАСПОРТНЫЙ ЭЛЕМЕНТ ИЗ КАРБОНА
RO	MONTAJ TALİMATLARI BARĂ STABILIZATOARE DIN CARBON




FIESTA 11/2012 – 01/2017 →


SKF1BJ-16E176-BA

04/09/2018


1/9



- (EN) Item Arrow
- (D) Pfeil "Komponente"
- (E) Flecha de artículo
- (F) Flèche d'élément
- (I) Freccia indicante oggetto
- (P) Seta indicadora de item
- (NL) Pijl "onderwerp"
- (DK) Pil - Punkt
- (N) Delpil
- (S) Komponentpil
- (SF) Kohteen nuoli
- (CZ) Šipka označující položku
- (H) Tételt jelző nyíl
- (PL) Strzałka wskazująca element
- (GR) Βέλος που υποδεικνύει ένα στεί
- (TR) Parça Oku
- (RUS) Стрелка на пункт
- (RO) Săgeată ce indică articolul



- (EN) Motion Arrow
- (D) Pfeil Bewegung
- (E) Flecha de movimiento
- (F) Flèche de déplacement
- (I) Freccia indicante movimento
- (P) Seta de movimento
- (NL) Pijl "beweging"
- (DK) Retningspil
- (N) Bevegelsespil
- (S) Rörelsepil
- (SF) Liikkeen nuoli
- (CZ) Šipka označující pohyb
- (H) Mozgás irányát jelző nyíl
- (PL) Strzałka wskazująca kierunek ruchu
- (GR) Βέλος που υποδεικνύει κίνηση
- (TR) Hareket oku
- (RUS) Стрелка направления движения
- (RO) Săgeată ce indică mișcarea



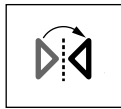
- (EN) Throw away
- (D) Entsorgen
- (E) Tratamiento de residuos
- (F) Rebuter
- (I) Smaltire
- (P) Eliminar
- (NL) Weggoeien
- (DK) Affald
- (N) Avskaffe
- (S) Ta hand om avfallet
- (SF) Hävittää
- (CZ) Vyhodit
- (H) Távolítsa el
- (PL) Usunąć jako odpad
- (GR) Απόσυρση
- (TR) Atık giderme
- (RUS) Удалить
- (RO) Eliminare



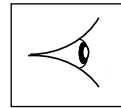
- (EN) See Workshop Manual
- (D) Siehe Werkstatthandbuch
- (E) Ver manual de taller
- (F) Voir Manuel d'atelier
- (I) Vedere manuale officina
- (P) Cf. o manual da oficina
- (NL) Zie werkplaatshandboek
- (DK) Se værkstedshåndbog
- (N) Se verkstedshåndboka
- (S) Se verkstadshandboken
- (SF) Katso korjaamon käsikirjasta
- (CZ) Viz dílenskou příručku
- (H) Lásd a Műhely-kézikönyvből
- (PL) Patrz podręcznik warsztatowy
- (GR) λείτε Εγχειρίδιο Συνεργείου
- (TR) Tamirhane el kitabına bakınız
- (RUS) Смотрите руководство по эксплуатации
- (RO) Vezi manualul de atelier




- (EN) Caution Symbol
- (D) Symbol "Vorsicht"
- (E) Símbolo de precaución
- (F) Symbole Attention
- (I) Simbolo di attenzione
- (P) Símbolo de Cuidado
- (NL) Symbool "waarschuwing"
- (DK) Symbol - Giv agt
- (N) Varselssymbol
- (S) Varningssymbol
- (SF) Varoitus-symboli
- (CZ) Symbol výstrahy
- (H) Vigyázat szimbólum
- (PL) Ostrożnie
- (GR) Σύμβολο «Προσοή»
- (TR) Dikkat Sembolü
- (RUS) Знак «Внимание!»
- (RO) Simbol de atenționare



- (EN) Mirror image
- (D) Spiegelbild
- (E) Imagen simétrica
- (F) Image de miroir
- (I) Immagine dello specchio
- (P) Imagem do espelho
- (NL) Mirror beed
- (DK) Spejlbilde
- (N) Speilbilde
- (S) Spegelbild
- (SF) Pellikuva
- (CZ) Věrný obraz
- (H) Tükürcép
- (PL) Odbicie lustrzane
- (GR) εικόνακαθρεφτών
- (TR) Aynadaki görünü
- (RUS) зеркальное отражение
- (RO) Imagine în oglindă

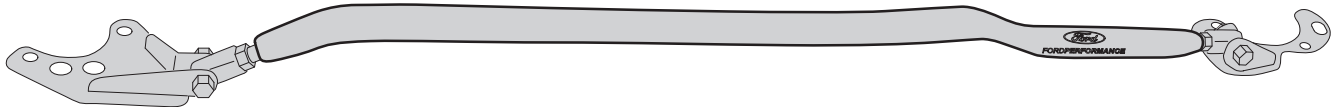


- (EN) See View
- (D) Siehe Ansicht
- (E) Consulte la visualización
- (F) Voir vue
- (I) Vedere figura
- (P) Ver a ilustração
- (NL) Zie afbeelding
- (DK) Se
- (N) Se bilde
- (S) Se "Visa"
- (SF) Katso näkymä
- (CZ) Kontrola pohledem
- (H) Lásd az ábrát
- (PL) Patrz Rzut
- (GR) Δείτε την εικόνα
- (TR) Görünüme Bakın
- (RUS) Смотрите иллюстрацию
- (RO) Consultați ilustrația



- (EN) Tools Required
- (D) Benötigte Werkzeuge
- (E) Herramientas requeridas
- (F) Outils requis
- (I) Strumenti necessari
- (P) Ferramentas necessárias
- (NL) Benodigd gereedschap
- (DK) Nødvendige værktøjer
- (N) Nødvendig verktøy
- (S) Nödvändiga verktyg
- (SF) Tarvittavat työkalut
- (CZ) Potřebné nástroje
- (H) Szükséges szerszámok
- (PL) Potrzebne narzędzia
- (GR) Εργαλεία που απαιτούνται
- (TR) Gerekl Araçlar
- (RUS) Необходимые инструменты
- (RO) Unele necesare

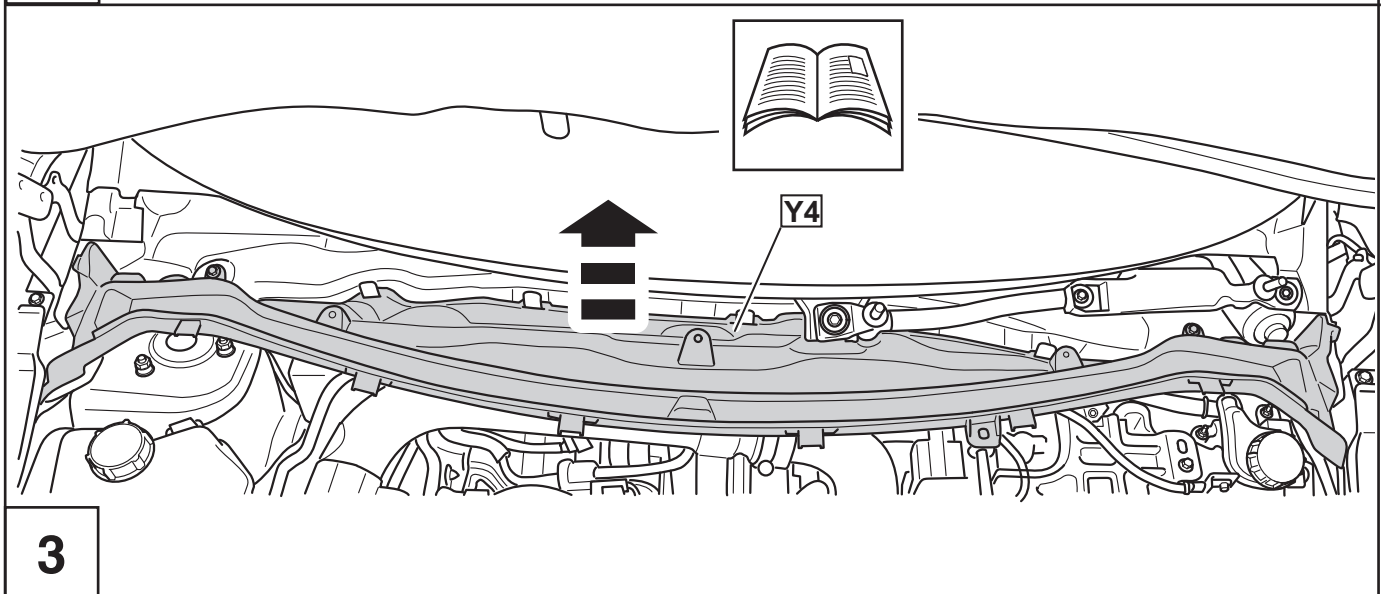
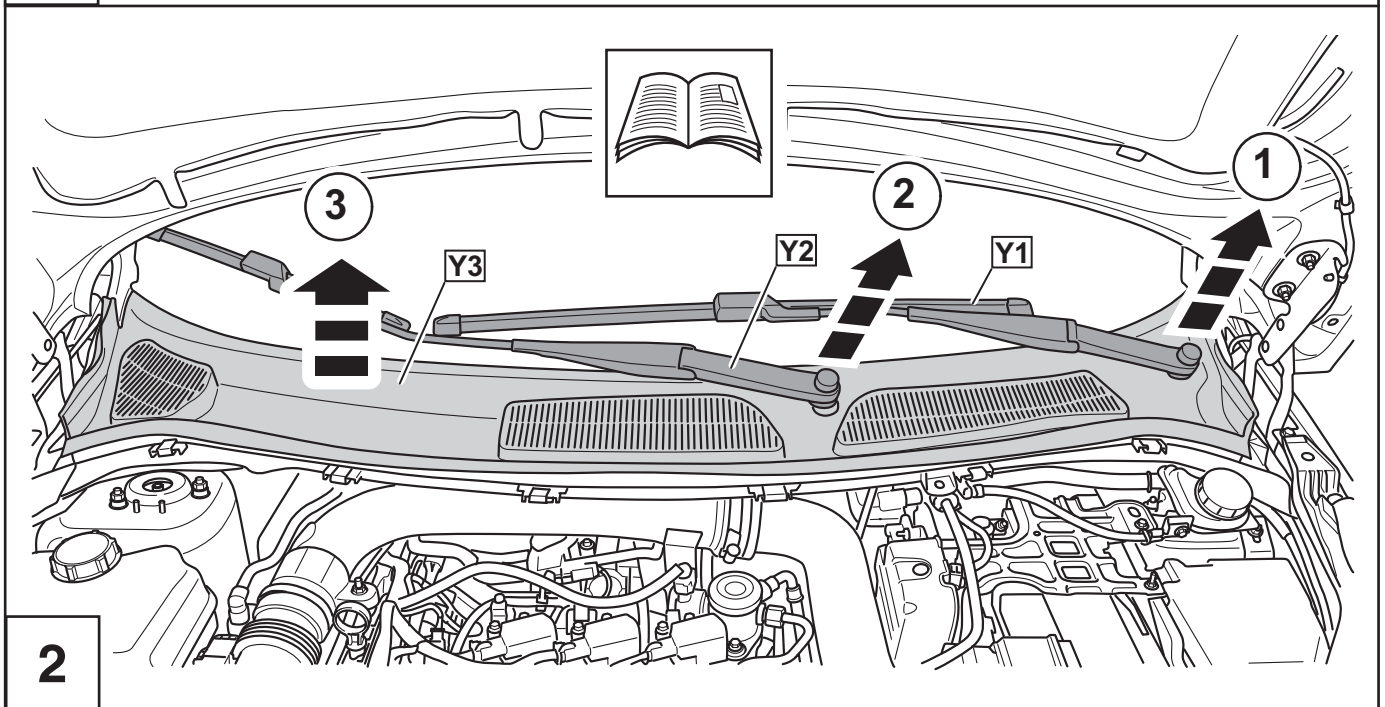
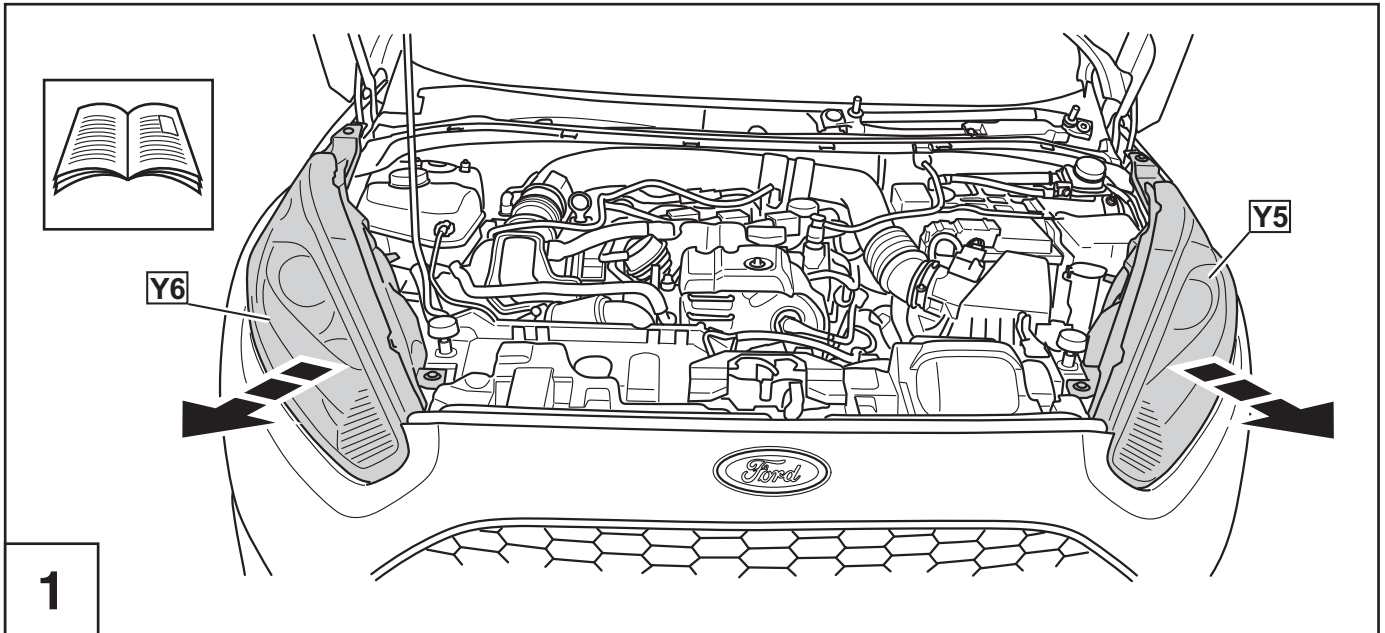
A

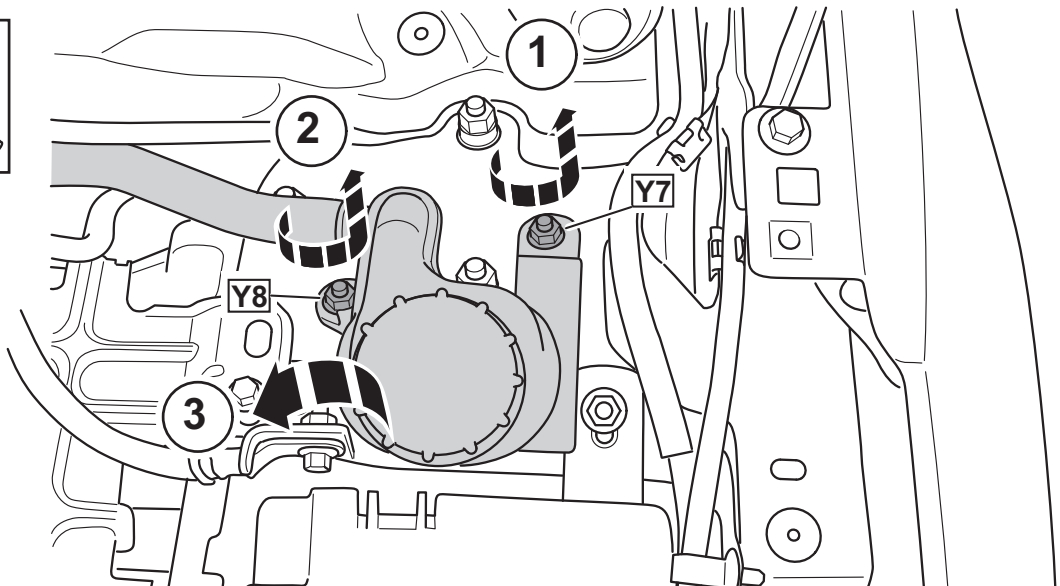



B

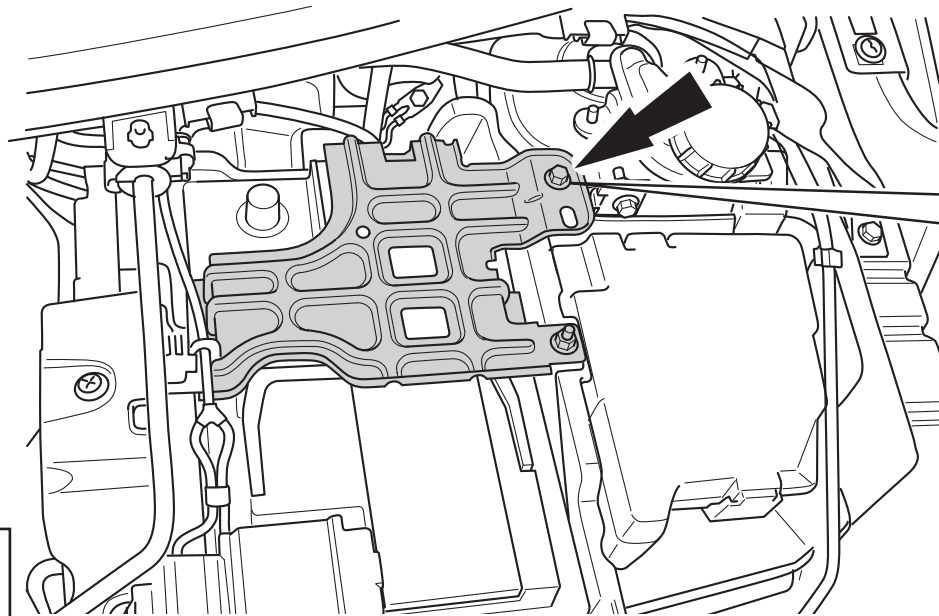


+ W715846-S440



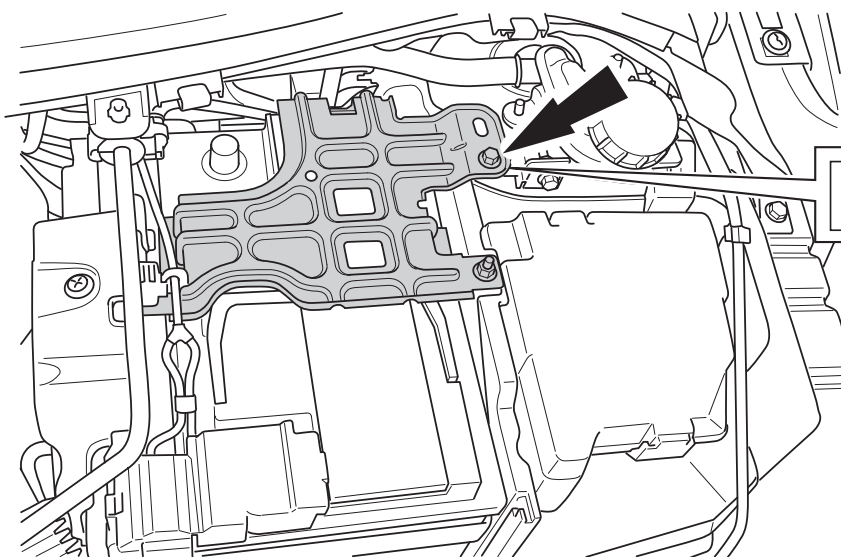


4



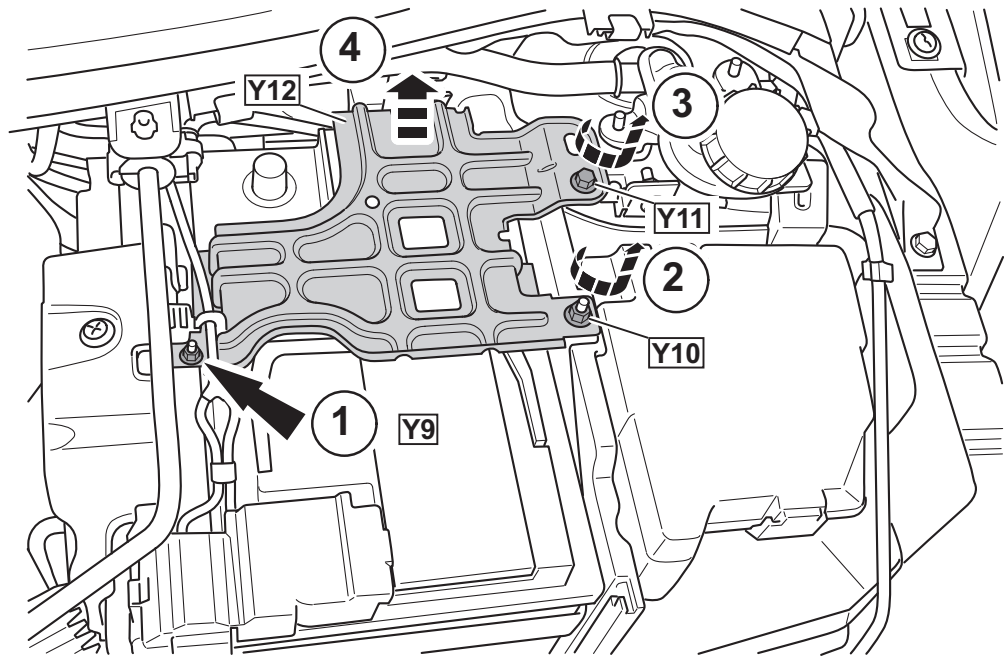

5

10

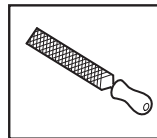
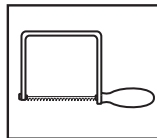
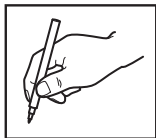

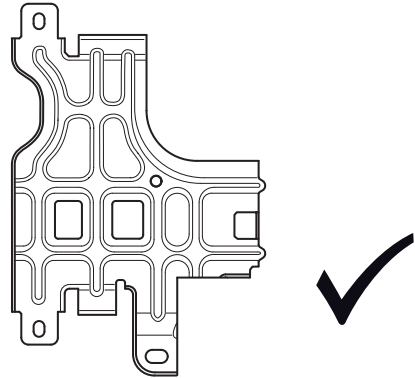
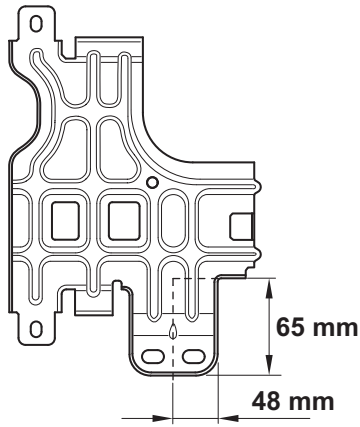


6

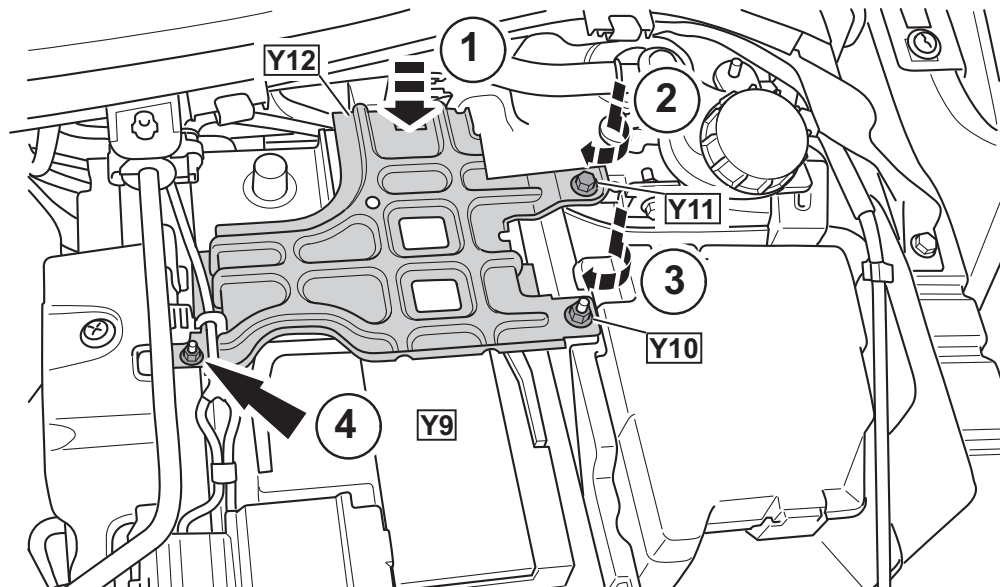
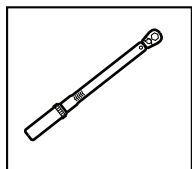

7-9



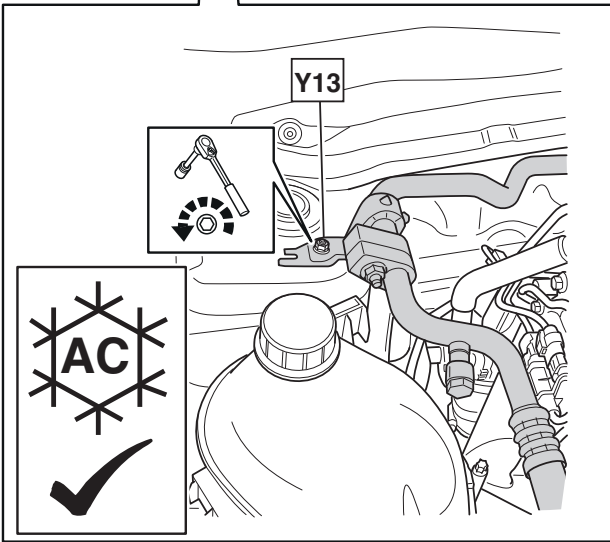


7




8




9



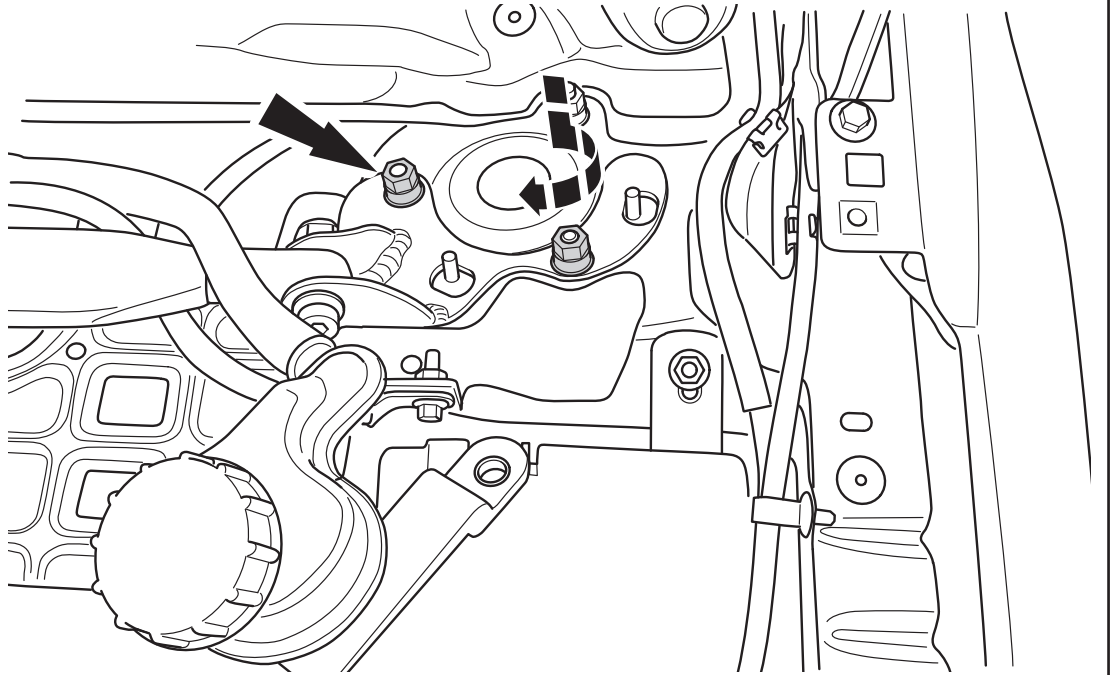
10




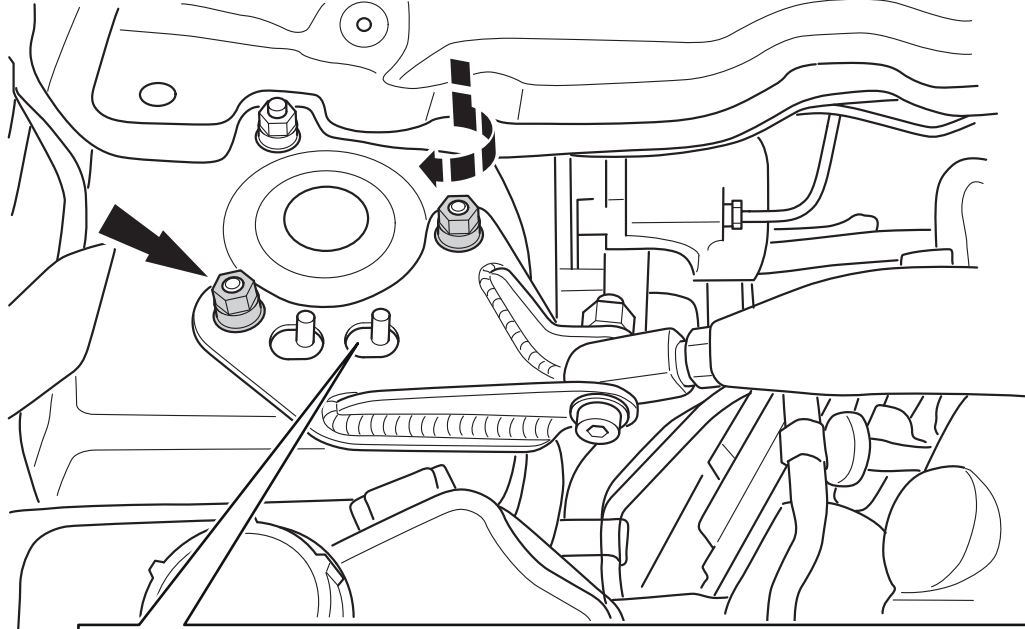
11



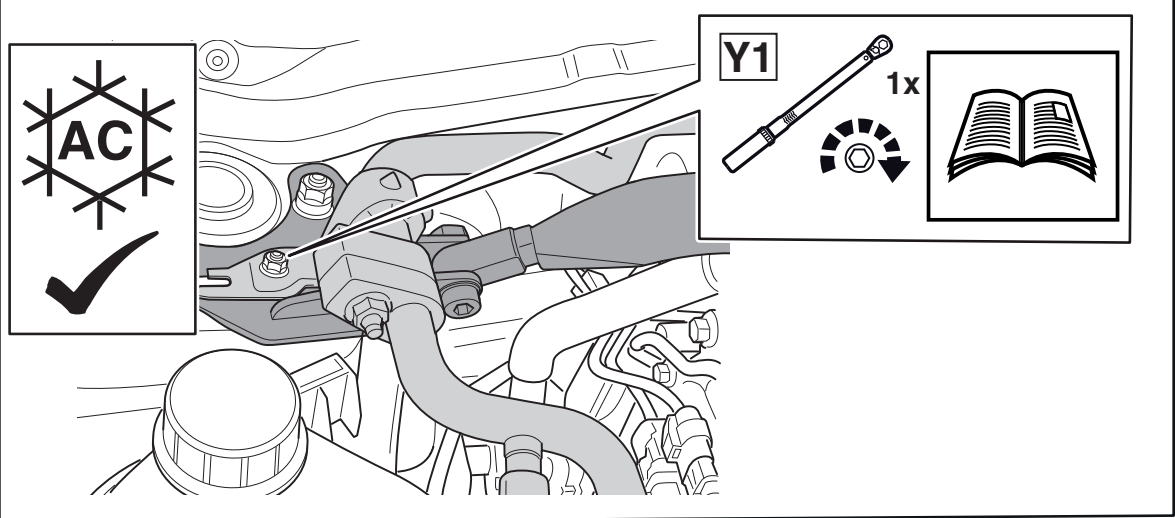
30 Nm



12



30 Nm



13

